


















































































## Table of Contents / Version 4.0.3

---

-  XTrackCAD User's Manual
- ☐  Introduction To XTrackCAD
  -  Why Choose XTrackCAD
  -  Key XTrackCAD Features
  -  Additional XTrackCAD Features
  -  About This Manual
- ☐  Installation
  -  Microsoft Windows Installation
  -  Linux Installation
  -  Quick Tour
  -  Performance Issues
- ☐  Files and Directories
  -  Directories Overview
  -  Install Directory
  -  Working Directory
  -  Removing XTrackCAD
- ☐  Bugs and Enhancements
  -  Reporting Bugs
  -  Enhancement Requests
- ☐  Command Menus
  - ☐  Add Menu
    -  Circle Track
    -  Curved Track
    -  Hand-laid Turnouts
    -  Helix Track
    -  Parallel Track
    -  Straight Track
    -  Structure
    -  Turnouts
    -  Turntables
  - ☐  Change Menu
    -  Change Scale
    -  Clear Elevations
    -  Connect Sectional Tracks
  - ☐  Elevation
    -  Computing Dynamic Elevations
    -  Flip
  - ☐  Join
    -  Using Curved Flex-Track
    -  Using Straight Flex-Track
    -  By Moving Track
  - ☐  Modify
    -  Changing Track Length
    -  Creating a Tangent to a Curve
    -  Changing Track Radius
    -  Extending Track Length
  -  Move
  -  Move Description
  -  Profile
  -  Properties
  -  Raise or Lower Elevation

- ☐  Rotate
      -  Using Mouse
      -  Using Degree's of Rotation
      -  Aligned With Another Object
    -  Select
  - ☐  Split Track
      -  Disconnect Joint
      -  Divide Track
      -  Adding Block Gaps
- ☐  Draw Menu
  -  Circles and Filled Circles
  -  Curved Lines
  -  Note
  -  Ruler
  -  Shapes
  -  Straight Objects
  -  Text
- ☐  Edit Menu
  -  Above and Below
  -  Additional Shortcut Keys
  -  Delete
  -  Tunnel (Hide Tracks)
  -  Undo and Redo
- ☐  File Menu
  -  Export
  -  Export to Bitmap
  -  Export to DXF
  -  Import
  -  Parameter Files
  -  Printing
  - ☐  Printer Setup
    -  Linux
    -  Microsoft Windows
- ☐  Help Menu
  -  Demo Mode
- ☐  Hot Bar
  -  Structures
  -  Turnouts
  -  Macro Menu
- ☐  Manage Menu
  - ☐  Car Inventory
    -  Car Item Dialog
    -  Car Part Dialog
    -  Car Prototype Dialog
  -  Custom Management
  -  Group Dialog
  -  Layers Dialog
  -  Parts List
  -  Price List
  -  Train
  -  Turnout Designer
  -  Update Turnouts and Structures
  -  Ungroup

- [-] [📖] Options Menu
  - [📖] Colors Dialog
  - [📖] Command Option Dialog
  - [📖] Display Dialog
  - [-] [📖] Easements
    - [📖] Easements and Sectional Track
    - [📖] Font Selection
    - [📖] Layout Dialog
    - [📖] Preferences Dialog
    - [📖] Sticky Dialog
  - [📖] Status Bar
  - [-] [📖] View Menu
    - [📖] Grid Dialog
    - [📖] Tool-bar Configuration
    - [📖] Zoom
  - [📖] Window Menu
- [-] [📖] Navigation
  - [📖] Main Window Overview
- [-] [📖] General Operation
  - [📖] Entering Values
  - [📖] Map Window
- [-] [📖] Keyboard Shortcuts
  - [📖] Add Commands
  - [📖] Change Commands
  - [-] [📖] Draw Commands
    - [📖] Add Text
    - [📖] Draw Circles
    - [📖] Draw Curved Lines
    - [📖] Draw Shapes
    - [📖] Draw Straight Objects
    - [📖] Note Dialog
  - [📖] Edit Commands
  - [📖] File Commands
  - [📖] Hot Bar
  - [📖] Macro Commands
  - [📖] Main Drawing Canvas
  - [📖] Manage Commands
  - [📖] Option Commands
  - [📖] View Commands
- [-] [📖] **Mouse Actions**
  - [📖] Context Sensitive Menus
- [-] [📖] Frequently Asked Questions
  - [📖] Moving from Design to Roadbed
  - [📖] Hot Bar Items Missing!
  - [📖] Unable to Add Cars to Inventory!
  - [📖] Button Bar Icons Missing or Obscure
  - [📖] How Do I Place and Join Tracks
- [-] [📖] Glossary
  - [📖] Window Terms
  - [📖] XTrackCAD Terms

☐ Messages and Explanations


☐ Message Types

☐ Message Explanations


- ☐ A Helix must have one or more loops of track.
- ☐ A frozen layer contains selected...
- ☐ A large font has been selected....
- ☐ All description fields present in the Turnout...
- ☐ All fields listed in the Group dialog must contain data....
- ☐ All values specified in the Turnout Designer must be....
- ☐ Angle must be between 0° and 360°.
- ☐ Are you sure you want to delete the NNN definition(s)?
- ☐ Bitmap create or write function failed.
- ☐ Bitmap is too large.
- ☐ Cannot Enable Grid; spacing must be greater than 0
- ☐ Cannot Group Bumper Track. The track has been unselected.
- ☐ Cannot Group selected track.
- ☐ Cannot Join; Easements do not align or abut.
- ☐ Cannot Join; Selected endpoints are on same track.
- ☐ Cannot Join; Selected tracks are parallel.
- ☐ Cannot Show Grid; spacing must be greater than 0
- ☐ Cannot change elevation mode.
- ☐ Cannot freeze current layer
- ☐ Cannot hide current layer
- ☐ Cannot join from a turntable, try to a turntable
- ☐ Cannot open New Parameter File: FILENAME
- ☐ Cannot select a frozen layer
- ☐ Cannot split TYPE track
- ☐ Cannot write to parameter file: FILENAME
- ☐ Car Index number duplicated.
- ☐ Connection parameters reset to minimum values.
- ☐ Copy/Paste buffer is empty. There is nothing to Paste.
- ☐ Critical file damaged!...
- ☐ Crossover length is too short. Correct...
- ☐ Curved track is too large.
- ☐ Definition name is already in use. Saving this...
- ☐ Do you want to save the changes made to your Layout?
- ☐ Duplicate column headers found in Car Import file.
- ☐ Endpoint already on Path.
- ☐ File version %ld is greater than supported...
- ☐ File version %ld is greater than supported...
- ☐ First/Second track is already connected.
- ☐ Frog angle prevents placement of points....
- ☐ Frog/Points cannot be placed on a turnout, circle or helix.
- ☐ Insufficient space between existing stall tracks.
- ☐ Joining tracks with differing elevations (N.NNN)
- ☐ Label descriptions not visible
- ☐ Length of object is too short.
- ☐ Maximum allowed page size is W x H
- ☐ New Parameter File has no CONTENTS line: FILENAME.
- ☐ No Car Prototypes are defined....
- ☐ No Cars are defined for the current scale....
- ☐ No Parameter File Map for CONTENTS
- ☐ No Turnouts/Structures are available.
- ☐ No data present in Car Import file.



- ☰ No pages selected for printing.
- ☰ No path between Profile and selected endpoint.
- ☰ No track(s) selected!
- ☰ Numeric values on the Car Description...
- ☰ Object has moved beyond room boundaries.
- ☰ Parallel separation must be greater than 0.
- ☰ Part Number for this Manufacturer already exists....
- ☰ Playback file version %ld is...
- ☰ Playback: Cannot find list entry: NAME
- ☰ Playback: unknown action NNN
- ☰ Points are too close to frog; move away.
- ☰ Poly shapes must have at least 3 sides.
- ☰ Prototype name already exists....
- ☰ Radius must be greater than 0.
- ☰ Required column headers missing from Car Import file.
- ☰ Rescaled tracks do not fit within layout's room parameters...
- ☰ Second track must be selected/unselected
- ☰ Select position prior to entering Text.
- ☰ Selected page is out of bounds.
- ☰ Selected shapes must define a rectangular area ...
- ☰ Selected tracks deviate too much or...
- ☰ Specified command disabled.
- ☰ Split position between Turnout Points
- ☰ Split position not on unique path
- ☰ The following car has no Part Number...
- ☰ The following car has no dimensions and a...
- ☰ The following column in the Car Import file will be ignored:...
- ☰ The position of a turnout or turntable cannot...
- ☰ There are no structures to choose from in the structure...
- ☰ There are no turnouts to choose from in the turnout...
- ☰ There are no unconnected end points for this track
- ☰ There are too few sections in this loop.
- ☰ There is nothing to redo!
- ☰ There is nothing to undo!
- ☰ Too many segments in Group.
- ☰ Track cannot be changed.
- ☰ Track endpoint is within turntable radius.
- ☰ Track intersection not possible; move points away from frog.
- ☰ Track is too short by N.NNN
- ☰ Track radius (N.NNN) is smaller than easement minimum (N.NNN).
- ☰ Tracks in a frozen layer cannot be modified.
- ☰ Turnout definition contains non-track segments....
- ☰ Turntable diameter must be greater than 0.
- ☰ Undo assertion failure %s:%d...
- ☰ You have specified a large Bitmap....
- ☰ [X Y] is not a track

☰  Upgrade From Earlier XTrackCAD Version

- ☰ Version 2.x
- ☰ Version 4.0.x
- ☰ Version 4.0.3

☰  Warranty, License and Copying

- ☰ Warranty
  - ☰ Copying and Distribution
  - ☰ GNU General Public License
-